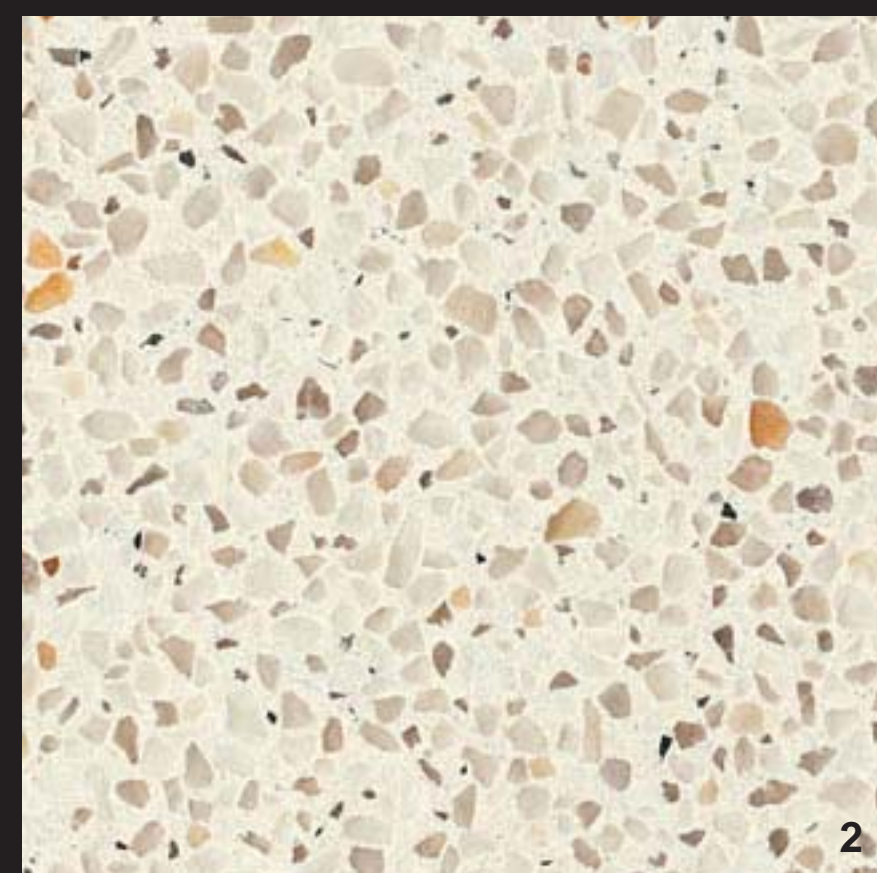





- KEY - SCHEME B**
1. COUNTERTOP
 2. UPGRADED COUNTERTOP
 3. KITCHEN BACKSPLASH TILE
 4. CABINET FINISH
 5. RESILIENT WOOD PLANK FLOORING
 6. BATHROOM RESILIENT FLOORING
 7. CARPET
 8. WALL PAINT
 9. BASE/TRIM PAINT
 10. ACCENT PAINT



- KEY - SCHEME A**
1. COUNTERTOP
 2. UPGRADED COUNTERTOP
 3. KITCHEN BACKSPLASH TILE
 4. CABINET FINISH
 5. RESILIENT WOOD PLANK FLOORING
 6. BATHROOM RESILIENT FLOORING
 7. CARPET
 8. WALL PAINT
 9. BASE/TRIM PAINT
 10. ACCENT PAINT

DISCOVERY WEST